

# MUSICAL INSTRUMENTS CARD GAME

---

## Instruction Card

**Aim:** To help introduce 3–5 year olds to ten well-known musical instruments.

### Consists of:

- 1 instruction card
- 1 A4 page with cut-out cards

### You will need:

- Prints of template used for cards.
- A pair of scissors.

### Setting up the activity:

- Print the cards.
- If desired, laminate the cards before cutting them out.
- You can download the PDF file containing the templates and game boards [here](#).

### How to Play:

- Cut out the cards, shuffle them and place the resulting stack face-down on the table so that the players can take turns to draw a card from the deck.
- After a card is drawn, the player names the instrument on the card and places the card face-up, keeping it separate from the cards of other players. (Although players can see each other's cards, they don't get to share or trade cards).
- When a player can make a pair, he or she should show the pair to everyone and set it aside (face-down).
- The winner is the person who ends up with the most pairs by the time the stack runs out.

### Note:

**For 3-year-olds:** Limit the number of cards in the deck to 20 cards to shorten the duration of the game. In other words, since each instrument is represented on 4 cards, you will need to select 5 instruments for each game. Rotate the instruments to make sure that your child is exposed to all of them over time.


**For 4-year-olds:** A typical 4-year-old can concentrate for 20 minutes or more on an activity that requires active engagement. This means that you can gradually increase the number of instruments that you include in a game to encourage your child to play a longer game with the complete deck of cards.

**For 5-year-olds:** Over and above playing the card game, introduce your child to the sounds that the different instruments make.


# CARDS

---


**PIANO**



**VIOLIN**




**TRUMPET**




**FLUTE**



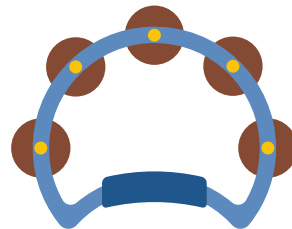
**SAXAPHONE**



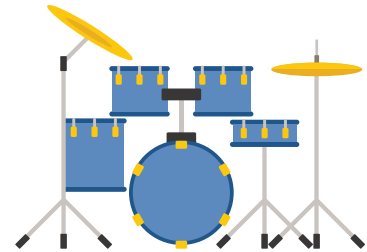
**GUITAR**




**TAMBOURINE**



**DRUM KIT**



**DJEMBE DRUM**



**XYLOPHONE**

